



ABN 43 064 478 842

231 Osborne Avenue Clayton South, VIC 3169
PO Box 1548, Clayton South, VIC 3169
t 03 9265 7400 f 03 9558 0875
freecall 1800 680 680
www.tmgtestequipment.com.au

Test & Measurement

- > sales
- > rentals
- > calibration
- > repair
- > disposal

Complimentary Reference Material

This PDF has been made available as a complimentary service for you to assist in evaluating this model for your testing requirements.

TMG offers a wide range of test equipment solutions, from renting short to long term, buying refurbished and purchasing new. Financing options, such as Financial Rental, and Leasing are also available on application.

TMG will assist if you are unsure whether this model will suit your requirements.

Call TMG if you need to organise repair and/or calibrate your unit.

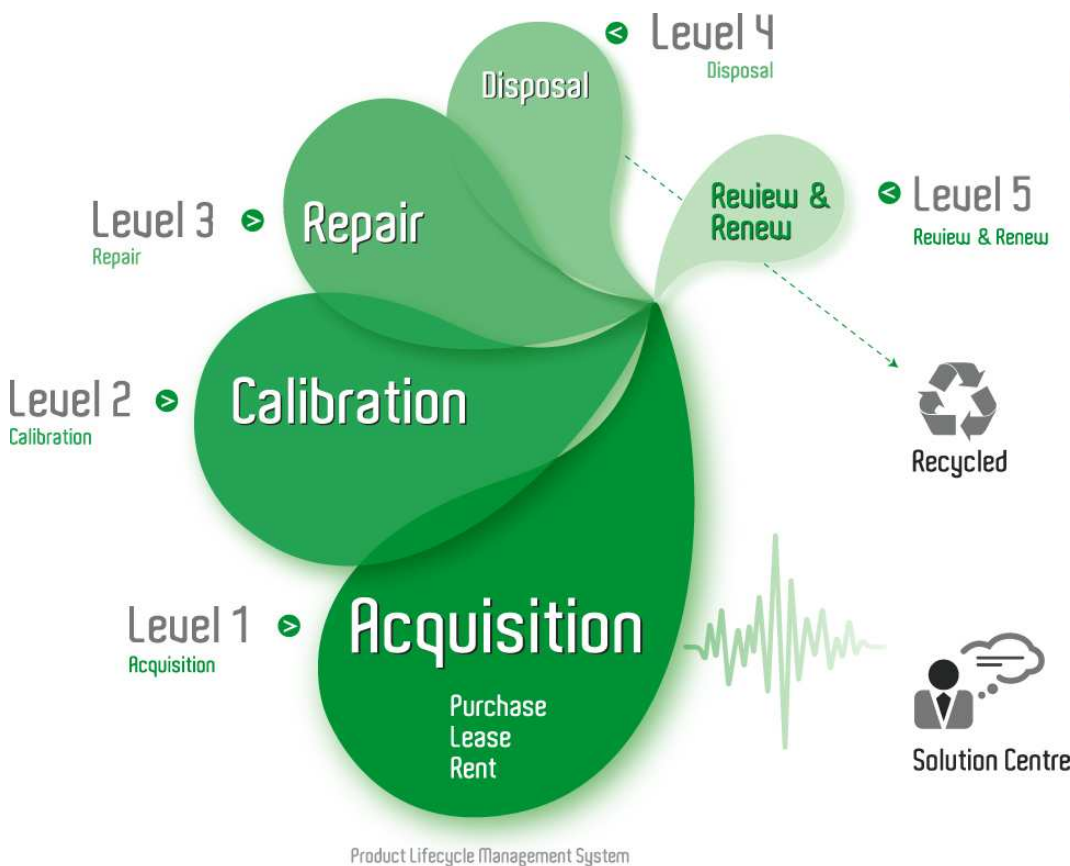
If you click on the "Click-to-Call" logo below, you can call us for FREE!

TMG Corporate Website

TMG Products Website



Click-to-Call
TMG Now



Product Lifecycle Management System

Disclaimer:

All trademarks appearing within this PDF are trademarks of their respective owners.



NetTek[®] Analyzer

► Y350C Platform



Affordable, Portable, Ready for the Field

Handheld Platform

The Tektronix NetTek analyzer is a revolutionary portable field tool. When combined with various test modules, the Y350C offers proven measurement capability at a surprisingly low price, in a rugged, easy-to-use package, suitable for all field environments.



Easy to Use

The NetTek analyzer is based around the familiar Windows CE operating system. As a result, users will spend less time learning the instrument and more time troubleshooting the network. Furthermore, built-in help guides speed the measurement process.

Common measurements have been optimized for quick, repeatable results. For example, novice users can display results with straightforward Windows-like zoom and resize controls.

► Features & Benefits

Handheld, Multi-standard Field Tester

Modules Allow for Easy Future Expansion for New Functions

Familiar Windows CE Interface with Touch Screen Design

User-changeable Battery Packs with Optional External Charger for Uninterrupted Use

Rugged, Light Weight, Easy to Use Anywhere

► Applications

BTS Transmitter Analysis

Resolve Interference Problems

Troubleshooting of T1 Circuits

BTS Antenna and Transmission Line Analysis

Fiber Optic Installation/ Acceptance Testing

Optical System Fault Location

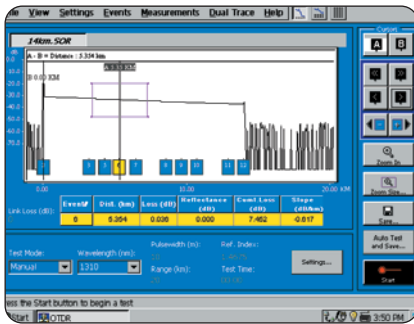
COMPUTING

COMMUNICATIONS

VIDEO

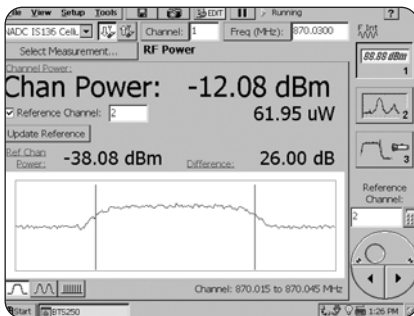
NetTek® Analyzer

► Y350C Platform



Touch Screen

The Windows CE interface is combined with a rugged touch screen. User controls and buttons only appear on the screen when they are needed, making measurements simpler to perform. The screen is operated by pressure, meaning that even a gloved finger can reliably operate the instrument in cold weather.



Field Rugged

The NetTek analyzer is designed to withstand day to day abuse wherever testing is required. The NetTek analyzer and each module feature a magnesium alloy shell, bonded with a rubber skin for maximum impact resistance and rigidity. All ports feature a sealed rubber cover. The unit may be operated over a temperature range of -10°C to 50°C , and stored from -40°C to $+60^{\circ}\text{C}$.


The NetTek analyzer design needs no fan or ventilation ports, maximizing resistance to dirt and dust.

PC Connectivity

The NetTek analyzer is designed to easily work with the PCs required for maintaining today's networks. The instrument includes as standard two PC card slots, RS-232 port, parallel port, and an IR port. A floppy disk drive can be added as an option. The Y350C can also be controlled remotely using the optional Virtual CE interface. The platform includes support for vxHpc terminal emulator software. Further, all of these devices are Windows CE compatible – meaning data and test results can be shared quickly with any PC operating Windows 95/98/2000, Me, XP or NT.

The Modules and the Platform

The Tektronix NetTek Y350C platform includes the display, power supply, CPU and battery compartments. Measurement modules can then be attached to the back. Up to four modules can be attached at once. A variety of modules and options allows you to tailor the instrument to service the standards and interfaces in use in your network.



► Y350C platform combined with test modules.

The modular design also means that the instrument can easily be upgraded. New measurements or standards can be added with software upgrades, or with additional modules.

The NetTek platform today supports not only the YBT250 test module for spectrum and base station testing, but also the YBA250 module for antenna and transmission line analysis, the YBT1 for T1 testing and the YM and YSS series OTDR modules for optical troubleshooting.

► Characteristics

Y350C NetTek Platform Characteristics

Module Support –

Connect up to 4 test modules.
Field interchangeable.
Additional mini-test modules supported on PCMCIA.

Display –

26 cm (10.4 in.), 640x480 pixel, transmissive color LCD.
Touch screen display optimized for finger use – does not require special scribes or other tools to operate.

Power –

AC Power: AC: 90 to 264 VAC, 47 to 63 Hz.
DC Power: 20 to 28 VDC, 60 W maximum.
One Li-Ion battery standard.
Measurement Operation Time on Battery:
 >2 hours per battery, >4 hours typical usage.
 Actual operation time dependent on type and number of applications running.
Y350C can hold two batteries (second battery optional) for total of >4 hours of continuous measurement; >8 hours typical usage.
DC 12 V car adapter (optional).
Recharge Time (Nonoperating): 3 hours.

Warranty/Calibration – 1 year warranty, regular platform calibration not required.

Interface Ports –

RS-232 serial: 9-pin, up to 115.2 kbps serial.
Parallel Printer: 25-pin, supports Centronics mode.
Keyboard: PS/2 compatible, Mini-DIN connector.
Microphone Jack: 3.5 mm jack for external microphone.
Headphone Jack: 3.5 mm jack for external headphone.
Built-in speaker.
PCMCIA: 2 PCMCIA type II ports.

File/Test Storage –

Internal Memory (Standard): 16 MB available for storage and running Windows CE applications.
Floppy Disk (Optional): MS-DOS compatible 3.5", 1.4 MB.
Memory Card (Optional): 128 MB.
Port supports standard PCMCIA memory cards.

Environmental –

Operating Temperature: –10 °C to +50 °C.
Storage Temperature: –40 °C to +60 °C.
Humidity, Operating: 5% to 95%.
Drop: To Telcordia GR-196-CORE standards.

Physical Characteristics

Dimensions*¹	mm	in.
Height	249	9.8
Width	330	13.0
Depth	89	3.5
Weight*¹	kg	lbs.
With one battery	4.1	9.04

*¹ Not including application module.

► Ordering Information

Y350C

NetTek Analyzer platform, color display. Must be combined with an application module for operation.

Includes: Shoulder strap, Tilt Stand, Stylus, AC Power Supply, One Li-Ion battery, User Manual, RS-232 Cable and Soft Carry Case. Please specify power connection when ordering.

Options

Opt. FD – 3.5" Floppy Disk Drive.
Opt. VCE – Virtual CE Remote Control.

Language Options

English standard, alternate language at no charge.

Opt. L1 – French.
Opt. L2 – Italian.
Opt. L3 – German.
Opt. L4 – Spanish.
Opt. L5 – Japanese.
Opt. L6 – Portuguese.
Opt. L7 – Chinese.

Release dates and lead times for different languages may vary. Check with Tektronix for more information.

Power Connections

Opt. A0 – North America Power.
Opt. A1 – Universal EURO Power.
Opt. A2 – United Kingdom Power.
Opt. A3 – Australia Power.
Opt. A4 – 240 V, North America Power.
Opt. A5 – Switzerland Power.
Opt. A6 – Japan Power.
Opt. A99 – No Power Cord or AC Adapter.

Service

Opt. R3 – Repair Service 3 Years.
Opt. R5 – Repair Service 5 Years.

Additional Accessories

Shoulder Strap*¹ – Order 367-0518-00.
Tilt Stand*¹ – Order 348-1661-00.
Stylus*¹ – Order 119-6107-00.
AC Power Supply*¹ – Order 119-6029-00.
One Li-Ion Battery*¹ – Order 146-0127-00.
User Manual*¹ – Order 071-0805-04.
Display Protector Sheets (5)*¹ – Order 016-1882-00.
RS-232 Cable*¹ – Order 012-1379-00.
Soft Carry Case*¹ – Order 016-1775-00.
Mini Keyboard – Order 118-9402-00.
External Charger – Order 119-6030-00.
In-vehicle DC Plug – Order 119-6028-00.
Australia AC Power Cord – Order 161-0313-00.
China AC Power Cord – Order 161-0318-00.
European AC Power Cord – Order 161-0311-00.
Japanese AC Power Cord – Order 161-0315-00.
Swiss AC Power Cord – Order 161-0314-00.
United Kingdom AC Power Cord – Order 161-0312-00.
U.S. 110 V Power Cord – Order 161-0310-00.
Strand Hook – Order 020-2422-00.
Magnetic Shelf – Order 436-0416-00.
GPS Locator – Order 116-0995-00.
PCMCIA Modem – Order 116-0997-00.
PCMCIA Ethernet – Order 116-0998-00.
PCMCIA Memory Card (128 MB) – Order 116-0996-00.
PCL Printer, Parallel (No Cable) – Order 116-0999-00.
PCL Printer Cable – Order 012-1214-00.
Metal Case (Single Module Attaché) – Order 016-1888-00.
Metal Case (Multiple Module Trunk) – Order 016-1889-00.

*¹ Also included as standard accessories with Y350C.

NetTek® Analyzer

▶ Y350C Platform

Contact Tektronix:

ASEAN / Australasia / Pakistan (65) 6356 3900

Austria +43 2236 8092 262

Belgium +32 (2) 715 89 70

Brazil & South America 55 (11) 3741-8360

Canada 1 (800) 661-5625

Central Europe & Greece +43 2236 8092 301

Denmark +45 44 850 700

Finland +358 (9) 4783 400

France & North Africa +33 (0) 1 69 86 80 34

Germany +49 (221) 94 77 400

Hong Kong (852) 2585-6688

India (91) 80-2275577

Italy +39 (02) 25086 1

Japan 81 (3) 3448-3010

Mexico, Central America & Caribbean 52 (55) 56666-333

The Netherlands +31 (0) 23 569 5555

Norway +47 22 07 07 00

People's Republic of China 86 (10) 6235 1230

Poland +48 (0) 22 521 53 40

Republic of Korea 82 (2) 528-5299

Russia, CIS & The Baltics +358 (9) 4783 400

South Africa +27 11 254 8360

Spain +34 (91) 372 6055

Sweden +46 8 477 6503/4

Taiwan 886 (2) 2722-9622

United Kingdom & Eire +44 (0) 1344 392400

USA 1 (800) 426-2200

USA (Export Sales) 1 (503) 627-1916

For other areas contact Tektronix, Inc. at: 1 (503) 627-7111

Updated 20 September 2002

Our most up-to-date product information is available at:
www.tektronix.com

Product(s) are manufactured
in ISO registered facilities.



Copyright © 2003, Tektronix, Inc. All rights reserved. Tektronix products are covered by U.S. and foreign patents, issued and pending. Information in this publication supersedes that in all previously published material. Specification and price change privileges reserved. TEKTRONIX and TEK are registered trademarks of Tektronix, Inc. All other trade names referenced are the service marks, trademarks or registered trademarks of their respective companies.

04/03 HB/SFI

2EW-15748-1