



ABN 43 064 478 842

> 231 osborne avenue clayton south, vic 3169
PO box 1548, clayton south, vic 3169
t 03 9265 7400 f 03 9558 0875
freecall 1800 680 680
www.tmgtestequipment.com.au

Test & Measurement

- > sales
- > rentals
- > calibration
- > repair
- > disposal

Complimentary Reference Material

This PDF has been made available as a complimentary service for you to assist in evaluating this model for your testing requirements.

TMG offers a wide range of test equipment solutions, from renting short to long term, buying refurbished and purchasing new. Financing options, such as Financial Rental, and Leasing are also available on application.

TMG will assist if you are unsure whether this model will suit your requirements.

Call TMG if you need to organise repair and/or calibrate your unit.

If you click on the "Click-to-Call" logo below, you can call us for FREE!

TMG Corporate Website

TMG Products Website



Disclaimer:

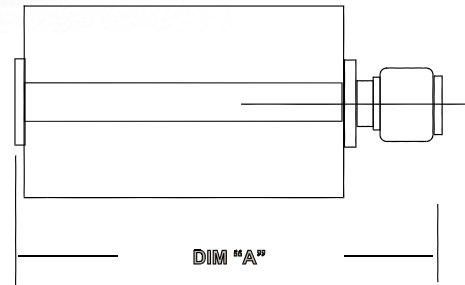
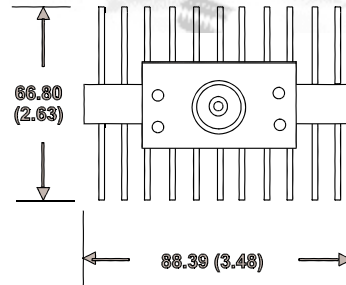

All trademarks appearing within this PDF are trademarks of their respective owners.

TERMINATION

MODEL WA1445

DC – 2.5 GHz

250 WATTS



Features

Type N, 4.1 stainless steel M/F, or DIN 7/16 DIN connectors per MIL-STD-348A, interface dimensions mate nondestructively with MIL-PRF-39012. Designed to meet MIL-A-3933 environmental specification.

Maximum VSWR:

Frequency (GHz)	VSWR
DC – 2.5	1.10

Specifications

Nominal Impedance: 50 ohms

Frequency Range: DC – 2.5 GHz

Power Rating: 250 watt CW/ 10KW peak. Maximum rated average power to 25°C ambient temperature, de-rated linearly to 15 watts at 125°C. 10 kilowatt peak (5 µsec pulse width; 1.5% duty cycle).

Temperature Range: -55°C to +125°C

Construction: Black finned aluminum alloy body with passivated stainless steel connector. Gold plated beryllium copper female contact.

Calibration: VSWR performed across frequency range. Calibration test data available at additional cost.

Weight: 1.5 kg/ 3.5 lbs.

Connectors: Type N; stainless steel connectors per MIL-STD-348 Interface dimension mate nondestructively with MIL-PRF-39012 connectors.

Dimension "A": 212.09 (8.350)

Height: 66.80 (2.63)

Width: 88.39 (3.48)

Note: Dimensions are given in mm (inched). Dimensions are maximum unless otherwise specified.



WEINSCHEL ASSOCIATES

TEL: 877.948.8342 / 301.963.4630 ♦ Fax: 301.963.8640

WEB: <http://www.WeinschelAssociates.com>

EMAIL: sales@WeinschelAssociates.com

101

Specification
Subject to change
without notice