



Enabling Australia's Field Technicians to build, troubleshoot and maintain better communications networks.



This reference material is provided by TMG Test Equipment, VI.AVI's **only** Master Distributor for Contractors in Australia



Industry Best Pricing



Finance Available



Short to Medium Project-Based Rental Solutions



Dedicated Technical & After-Sales Support



In-house Diagnostics, Repair & NATA Calibration Laboratory



FREECALL 1800 680 680

FM-E Field Microscope

Oblique Illumination Handheld Optical Microscope for Fiber Inspection



Key Features

- Rugged, ergonomic design for field use
- LED illumination for 100,000+ hour life
- Oblique illumination for superior view of fiber end face cleanliness and core condition
- Integrated laser safety filter

FM-E Field Microscope

The FM-E-series microscopes use **oblique illumination** to provide users with a clear view of surface debris and core condition. It is available in 100 and 200X magnification models that use energy-efficient light emitting diode (LED) illumination to provide 100,000+ hours of lamp life. The rubber boot provides a slip-resistant grip; while the built-in laser safety filter provides a high level of attenuation at the most common wavelengths for accidental viewing of live fiber. Its durability, ergonomic design, optical performance, and ease-of-use make it the optical instrument of choice for viewing fiber terminations in sensitive installations.

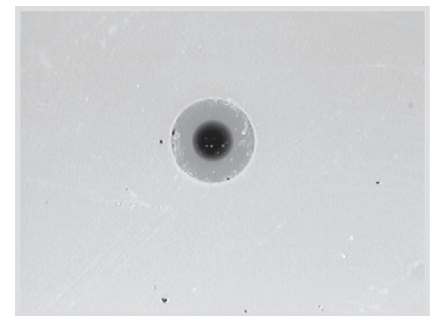
FM-E microscopes use FMAE-series adapters that let users inspect various connector types. They are also compatible with the FMA-series adapters with the FMAE-CA1 or FMAE-CA2 coupler ring.

Applications

- Inspect patch cord (male) side of fiber interconnect
- Inspect various connector types with a wide selection of interchangeable adapters

Oblique Illumination

Oblique illumination causes the light from the white LED to hit the fiber end face at an angle, making the core clearly visible, providing users with an easy and ready view of surface debris or contamination. It limits the scratches seen on the ferrule, allowing technicians to polish to a low loss level and to avoid over-polishing.




FMAE Adapters

FMAE-U12

 Inspects Universal
1.25 mm patch cords

FMAE-U25


 Inspects Universal
2.5 mm patch cords

FMAE-MTP

 Inspects MTP®
(multi-fiber) patch cords

For a complete list of FMAE and FMA adapters, go to www.westoverfiber.com.

Laser Safety

JDSU fiber microscopes include a laser safety feature to help prevent damage to the eye if a user accidentally views live fiber. Under no circumstances should a user purposely view live fiber with any optical microscope, as it poses significant risk of damage to the eye.



FM-E Field Specifications

Dimensions	18.5 x 4.8 x 3.0 cm (7.3 x 1.9 x 1.2 in)
Weight	0.21 kg (0.47 lbs)
100X Magnification field-of-view (FOV)	1050 µm
200X Magnification FOV	900 µm
Infrared (IR) attenuation filter	Built-in
Controls	ON/OFF
Power source	Three LR44 batteries
LED life	100,000 hours
Warranty	1 yr

Ordering Information

FM-E100	100X oblique illumination field microscope (economy series); 2.5 mm FMAE adapter
FM-E200	200X oblique illumination field microscope (economy series); 2.5 mm FMAE adapter

Test & Measurement Regional Sales

NORTH AMERICA TOLL FREE: 1 866 228 3762 FAX: +1 301 353 9216	LATIN AMERICA TEL: +1 954 688 5660 FAX: +1 954 345 4668	ASIA PACIFIC TEL: +852 2892 0990 FAX: +852 2892 0770	EMEA TEL: +49 7121 86 2222 FAX: +49 7121 86 1222	www.jdsu.com/inspect
---	--	---	---	--