



ABN 43 064 478 842

231 Osborne Avenue Clayton South, VIC 3169
PO Box 1548, Clayton South, VIC 3169
t 03 9265 7400 f 03 9558 0875
freecall 1800 680 680
www.tmgtestequipment.com.au

Test & Measurement

- > sales
- > rentals
- > calibration
- > repair
- > disposal

Complimentary Reference Material

This PDF has been made available as a complimentary service for you to assist in evaluating this model for your testing requirements.

TMG offers a wide range of test equipment solutions, from renting short to long term, buying refurbished and purchasing new. Financing options, such as Financial Rental, and Leasing are also available on application.

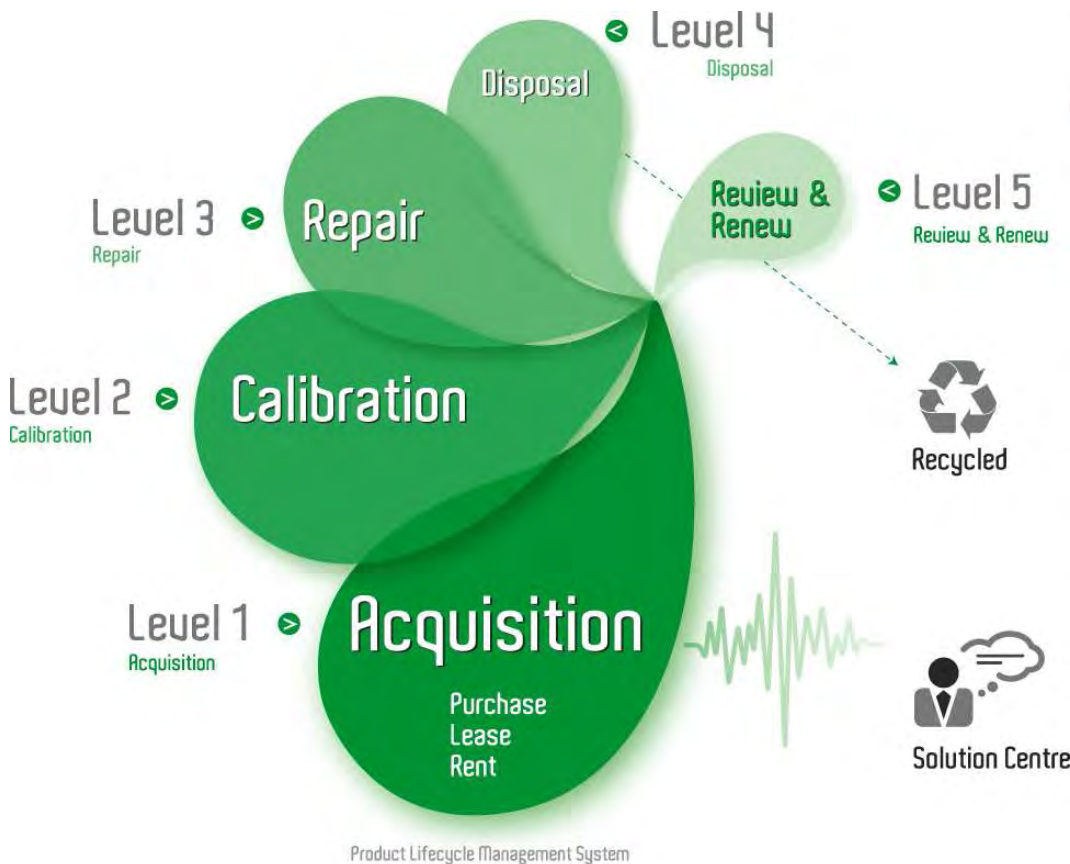
TMG will assist if you are unsure whether this model will suit your requirements.

Call TMG if you need to organise repair and/or calibrate your unit.

If you click on the "Click-to-Call" logo below, you can call us for FREE!

TMG Corporate Website

TMG Products Website



Disclaimer:

All trademarks appearing within this PDF are trademarks of their respective owners.

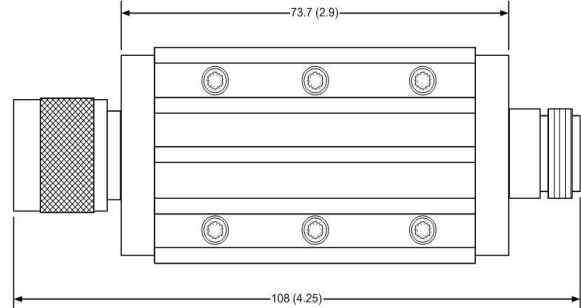
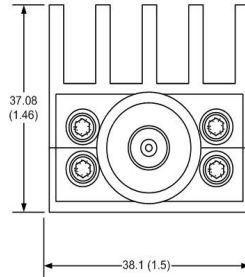


Fixed Coaxial Attenuator

MODEL WA24B

DC – 8.5 GHz
Bi-directional

50 WATTS



Features

Designed to comply with MIL-DTL-3933. Bidirectional in power. Natural Convection Cooling. Flat base with mounting holes.

Specifications

Nominal Impedance: 50 ohms.

Frequency Range: DC – 8.5 GHz.

Nominal dB Value: 3 – 40 dB (50 dB unidirectional version also available).

Power Sensitivity: < 0.005 dB/dB/W.

Power: 50W CW average bi-directional to 25°C; de-rated linearly to 2.5 W at 125°C. Peak power of 5Kw; 5 µsec pulse width; 0.5% duty cycle.

Standard Nominal Values and Deviations:

Attenuation (dB)	Accuracy ± dB	
	DC – 4.0 GHz	4.0 – 8.5 GHz
3,6,10,20	0.4	0.75
30,40	0.6	1.00

Temperature Range: -55°C to 125°C.

Temperature Coefficient: < 0.0004 dB/dB/°C.

Connectors: Type N or SMA stainless steel M/F connectors per MIL-STD-3448A, interface dimensions mate nondestructively with MIL-PRF-39012.

Calibration: Insertion Loss and VSWR performed across frequency range. Calibration test data available at additional cost.

Maximum VSWR:

Frequency (GHz)	VSWR
DC - 4.0	1.20
4.0 - 8.5	1.30

Physical Dimensions:

Length:

Connector Type	Length
SMA	114.3 (4.50)
Type N	112.5 (4.43)

Weight: .28 kg/10 oz.

Note: Dimensions are given in mm (inches) and are maximum, unless otherwise specified



WEINSCHEL ASSOCIATES

TEL: 877.948.8342 / 301.963.4630 ♦ Fax: 301.963.8640

WEB: <http://www.WeinschelAssociates.com>

EMAIL: sales@WeinschelAssociates.com