



ABN 43 064 478 842

➤ 231 osborne avenue clayton south, vic 3169
PO box 1548, clayton south, vic 3169
t 03 9265 7400 f 03 9558 0875
freecall 1800 680 680
www.tmgtestequipment.com.au

Test & Measurement

- sales
- rentals
- calibration
- repair
- disposal

Complimentary Reference Material

This PDF has been made available as a complimentary service for you to assist in evaluating this model for your testing requirements.

TMG offers a wide range of test equipment solutions, from renting short to long term, buying refurbished and purchasing new. Financing options, such as Financial Rental, and Leasing are also available on application.

TMG will assist if you are unsure whether this model will suit your requirements.

Call TMG if you need to organise repair and/or calibrate your unit.

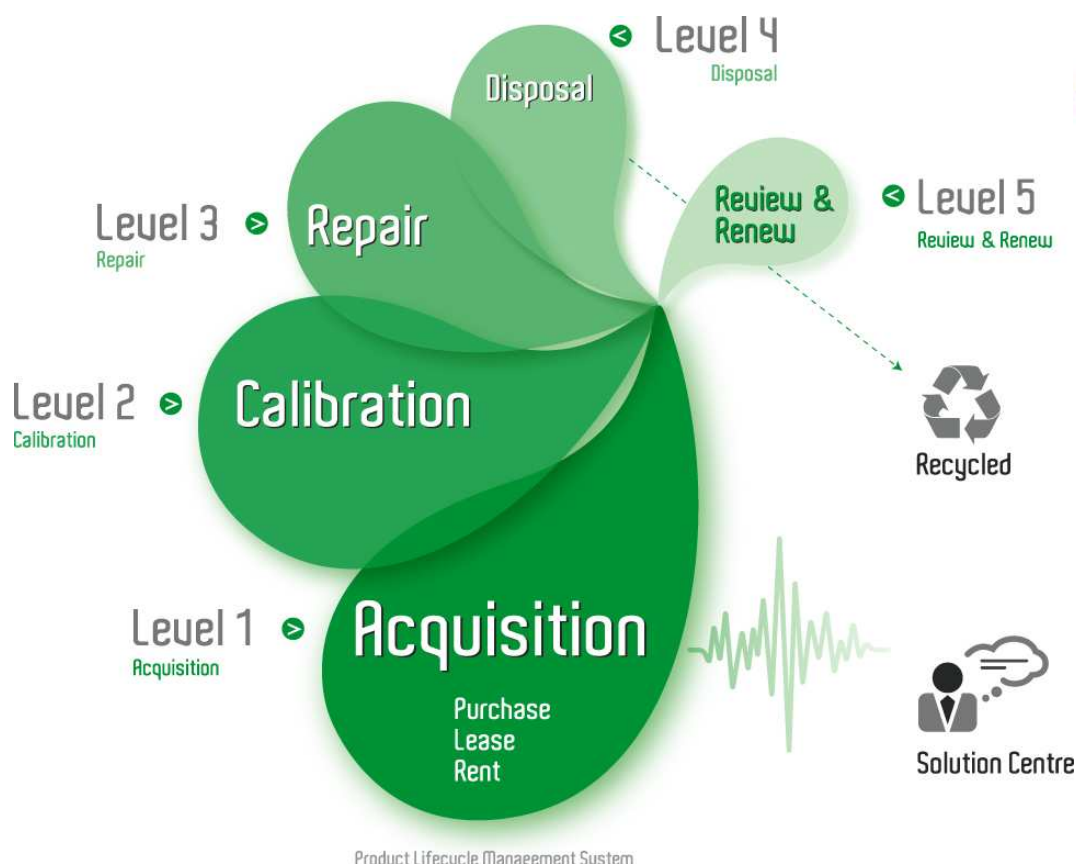
If you click on the “Click-to-Call” logo below, you can call us for FREE!

TMG Corporate Website

TMG Products Website



Click-to-Call
TMG Now



Disclaimer:

All trademarks appearing within this PDF are trademarks of their respective owners.

Adtech SX/13A Data Link Simulator

Part Number 130101A



Overview

Adtech SX Series Data Link Simulators create the same delay and error characteristics caused by long distance terrestrial and satellite data links. By providing realistic simulations of actual network conditions, they allow users to stress test equipment and network applications without the expense and inconsistency inherent with on-line testing.

Utilizing dual-channel, full-duplex interfaces, these devices provide true bi-directional testing using programmable delays, random bit errors, and burst errors. Multiple delay and error events can be programmed into complex sequences to simulate a wide variety of adverse link conditions or even specific events such as targeting line framing bits and testing CPE alarm thresholds.

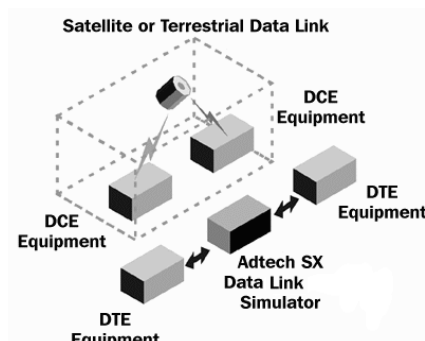
The SX/13A simulator supports speeds up to 51.84 Mbps and includes an error targeting option for injecting errors into specific bits. In addition to its own set of physical interface options, the SX/13A is upgradeable to the SX/14, which supports link rates of up to 155.52 Mbps.

Applications

Adtech Data Link Simulators can be used to test the effects of digital data links on the operation, performance, and reliability of multiplexers, bridges, encryptions, network applications, and related communications hardware and software products.

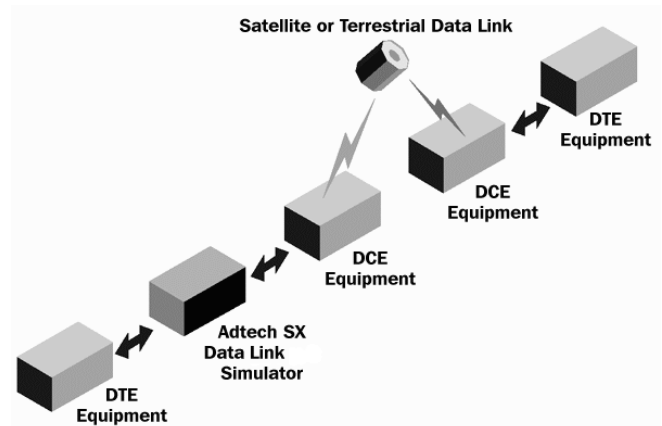
Example 1: Simulating a Data Link

When used for link simulation, these simulators connect directly between two pieces of equipment to simulate conventional data links such as satellite connections, terrestrial or data networks.



Example 2: Simulating an Additional Data Link

The simulators can also be used in line with a real data link to add additional delays or errors. This simulates the effects of adding one more link to the system.



Hardware Description

Each SX/13A simulator is housed in a rack mountable chassis and uses interchangeable plug-in modules to support various data channel (physical) interfaces. The front panel includes an LCD display and keypads for user input and control. All front panel functions can also be accessed remotely via an optional IEEE-488 or RS-232 remote control port. Other hardware options providing additional delay and error simulation capabilities are also available.

Features and Specifications

Type of Channel

- Full-duplex digital link

Data Rates

- 100 bps to 51.84 Mbps

Error Generation

- Random (Gaussian) bit error rates from 0, 1 x 10⁻¹² to 9 x 10⁻¹, 1
- Logical errors. BPV or Code errors selectable for high speed interfaces
- Optional targeting of errors at specific bits and subchannels of formatted streams

Burst Error Density

- Burst error rates from 0, 1 x 10⁻¹² to 9 x 10⁻¹, 1
- Logical errors. BPV, force to 0 or 1, or Code errors selectable for high speed interfaces
- Selectable burst length from 1 to 16,777,215 bits or from 1 to 9,999 ms
- Selectable gap between bursts from 1 to 99,999,999 ms

Burst Error modes

- Fixed gap length, fixed burst length
- Random gap length, fixed burst length
- Fixed gap length, random burst length
- Random gap length, random burst length
- Manual burst trigger, fixed burst length
- Manual burst trigger, random burst length
- Manual single bit error injection

Delay Generation

- Delays up to 10 seconds in 1 msec, 1 usec, 8 or 16 bit steps, each direction
- Displays delays in msec, usec, or bytes
- Optional targeting of delays at specific bits and subchannels of formatted streams.

Low Speed Data Channel Interfaces Available

- RS-232-C
- RS-449 (RS-422-A)
- RS-423-A
- EIA-530
- V.35
- DS1 (T1) (1.544 Mbps)
- E1 (G.703 2.048 Mbps)

High Speed Data Channel Interfaces Available

- E3 (G.703 34.368 Mbps)
- T3 (44.736 Mbps)
- HSSI (up to 51.84 Mbps)
- STS-1 (51.84 Mbps SONET)

Data Channel Clocking

- Internal
- External
- Asynchronous
- Recovered

Programming

- Programmable test sequences with complex link degradations
- Up to 99 parameter steps per sequence
- Step duration from 1 to 9,999,999 seconds
- All SX/13A parameters are programmable including error rates, delay and triggers
- Sequencing capabilities include manual step trigger and auto repeat

Other Built-in Features

- 8 line by 40 character LCD
- 10-year lithium battery backup for program memory
- Self test, bypass, loopback and keyboard lock modes

Remote Control Options

- IEEE-488
- RS-232

Error Targeting Option

- Targets one of six error types into specific selected overhead bits in T1, T3, E1, E2, E3, and STS-1 data streams
- Errors can also be targeted into selected DSO channels in T1 and E1 data streams
- Programmable User-defined pattern injection into any data pattern stream

Extended T1/E1 Simulation Option

- Permits assigning any one of 10 definable delays to each timeslot (DSO) in T1/E1 data stream
- Permits targeting within a variety of framing formats to any desired bits in multiframe
- Each channel can be targeted independently
- Fixed, random and burst errors.
- Injected errors types include logic reversals, zero insertions, one insertions.

Size and Weight

- 19" wide (rack mountable)
- 5.25" high
- 14" deep
- 19 lbs
- Power Requirements
- 115 or 230 VAC +/- 10%
- 47-66 Hz



Adtech, Inc.
3465 Waiialae Avenue
Suite 200
Honolulu, HI 96816

800-348-0080 Sales and Product Information
808-734-3300 Main Office, 808-734-7100 FAX
EMAIL: contact@adtech-inc.com
Web Site: www.adtech-inc.com

T4122-A01 0200