



ABN 43 064 478 842

231 Osborne Avenue Clayton South, VIC 3169
PO Box 1548, Clayton South, VIC 3169
t 03 9265 7400 f 03 9558 0875
freecall 1800 680 680
www.tmgtestequipment.com.au

Test & Measurement

- > sales
- > rentals
- > calibration
- > repair
- > disposal

Complimentary Reference Material

This PDF has been made available as a complimentary service for you to assist in evaluating this model for your testing requirements.

TMG offers a wide range of test equipment solutions, from renting short to long term, buying refurbished and purchasing new. Financing options, such as Financial Rental, and Leasing are also available on application.

TMG will assist if you are unsure whether this model will suit your requirements.

Call TMG if you need to organise repair and/or calibrate your unit.

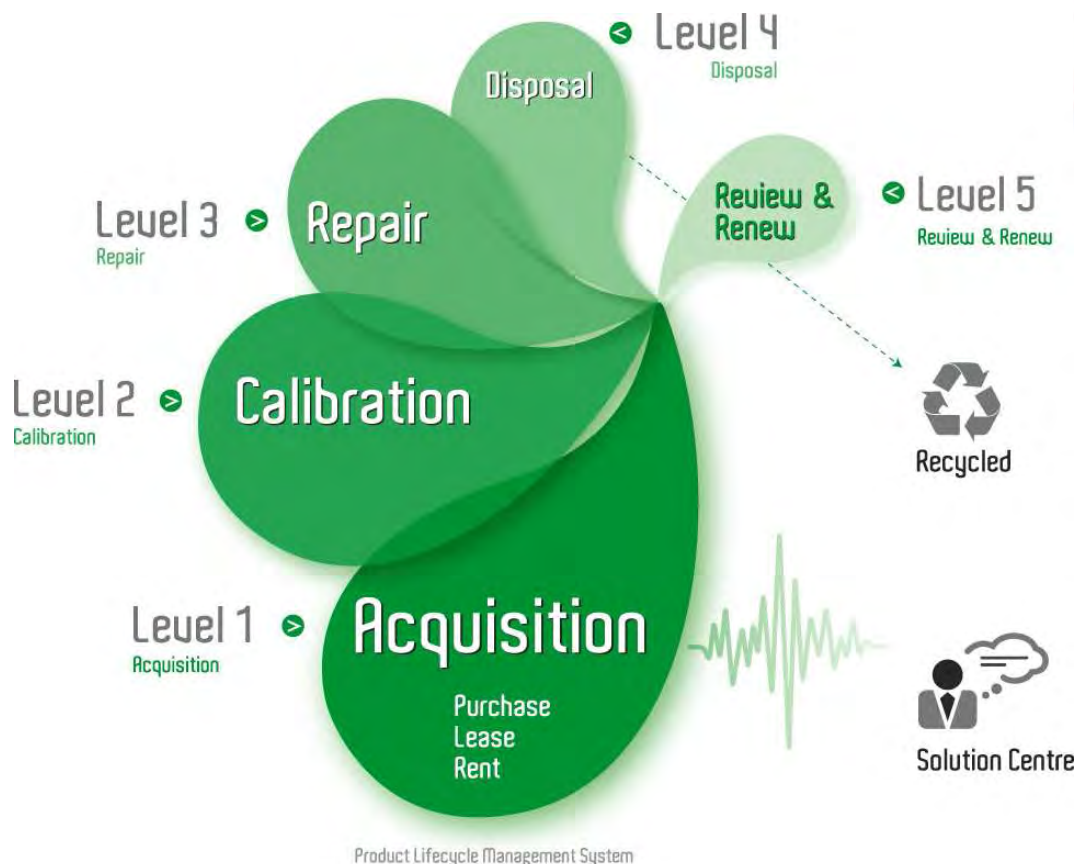
If you click on the "Click-to-Call" logo below, you can call us for FREE!

TMG Corporate Website

TMG Products Website



Click-to-Call
TMG Now



Product Lifecycle Management System

Disclaimer:

All trademarks appearing within this PDF are trademarks of their respective owners.



TS[®]52 PRO LCD Test Set

Productivity you can see in ANY outside plant environment.

See how Fluke Networks' TS52 PRO next generation butt set increases productivity by providing the SuperVision to see what can't be heard in ANY outside plant environment. Designed with easy to read indicator icons and a superior, crystal-clear LCD user interface that delivers perfect line diagnostic clarity. The back lit LCD and phosphorescent (glow in the dark) keypad brings light to even the darkest work environments. The TS52 PRO Test Set features Caller-ID, DTMF Digit Grabbing and DataSafe technology, allowing technicians to butt in on a live DSL line to test POTS quality without downing the data service. With our new rugged case, the TS52 PRO Test Set features the latest improvements to DropSafe™ reliability and RainSafe™ protection, so it's weatherproof for extreme conditions.

Handy features

This easy-to-use unit comes with all the features that make a technician more productive, including a crystal clear LCD (liquid crystal display) with backlight, caller-id, a high-fidelity, two-way hands-free amplified speaker-phone, speed dialing, a low battery warning indicator and a rugged oversized locking belt clip for universal needs.

Data protection for your network:


- DataSafe (Extended range high-impedance)
- Data lockout with single button override

Testing benefits that increase your productivity:

- Caller-ID
- DTMF Digit Grabbing
- Data indication/warning
- Voltage indication
- Current (mA) indication
- Visual ANAC Mode (Automatic Number Announcement Circuit)

Durability and design that exceeds your needs:

- LCD (Liquid Crystal Display) with backlight
- DropSafe 20 feet
- Enhanced weatherproof/waterproof case design
- Line cord strain relief
- Low profile keypad with protection ridge
- Mountable, top or bottom, extra large metal locking belt clip



LCD designed test set to work in any OSP environment

Display: Easy-to-read visual indicator icons

Numbers-dialed, stored, received; displayed

Battery life icon

Reversed polarity icon
(normal polarity no indication shown)

On/Off hook status icon



Real time voltage indication

Real time mA loop current indication

Speakerphone with volume level icon

Mute indicator icon

Telephone/Data Room or Central Office



Cross Box or Serving Terminal



Inside or Outside the Customer Premise




The only Butt Set that you can count on in any OSP environment!



Features:

- Caller-ID
- DTMF Digit Grabbing
- Visual ANAC Mode (Automatic Number Announcement Circuit)
**Not available in all regions*
- LCD backlight with ON/OFF option to conserve battery life
- Phosphorescent (glow in the dark) keypad
- Speakerphone w/ volume indicator icon
- Tone and pulse
- One-way amplified speaker phone mode programmable
- Amplified speaker
- Last number redial
- Over voltage protection
- Over current protection
- PBX pause button
- Audible ringer
- Speed dialing
- Line and battery powered
- Auto on
(test set automatically turns on when clipped to an active line)
- Hearing aid compatible
- Software upgradeable

TS52 PRO Test Set Quick Guide

Feature	Operation
<i>Data Test/ Lockout Override</i>	Connect the unit to Tip and Ring and move the T/M switch to T . If high speed data is present, a warning beep sounds, the test set will lockout, will not go off-hook, and the display shows LOCKOUT . If there is no high speed data, the unit will go off-hook. If the test set is locked out and you are certain that you want to go off-hook, press the OVERRIDE key.
<i>Line Voltage Test</i>	In Monitor mode, press the Vdc/mA TEST key.
<i>Loop Current Test</i>	Switch to Talk mode and press the Vdc/mA TEST key.
<i>Redial the Last Number Dialed</i>	Switch to Talk mode and press the LNR key.
<i>Pulse Dialing</i>	By default the unit is configured to Tone dial. Any time the test set goes off-hook, it is automatically set to tone dialing. If you want to Pulse dial, switch to Talk mode and once off-hook, press the SHIFT (STORE PROG) key and then the PULSE key to change the dialing mode to pulse dialing. You can then enter the number to call.
<i>Program Speed Dial Numbers</i>	Switch to Monitor mode and press RCL . Enter the number to be stored. Press STORE/PROG , then press the number of the memory location (0-9) where you want to store it. The test set gives a confirmation tone and the display shows STORED . Dialing a number from Speed Dial location 9 automatically puts the test set into Visual ANAC mode and the test set is muted.
<i>Set Receive-Only Loud Speaker as Default (for use in noisy environments)</i>	Switch to Monitor mode and press STORE/PROG , then press MUTE . The confirmation tone sounds. To restore the Speakerphone as the default Speaker mode, repeat the above steps.
<i>Speed Dial a Stored Number</i>	Switch to Talk mode and press RCL. Press the key (0-9) of the memory location where the number is stored. The display shows the number being called.
<i>Two-Way Speakerphone</i>	Switch to Talk mode and press SPKR . Press SPKR again to deactivate. If you are listening only, press MUTE to activate the Receive-Only Loud Speaker. Press MUTE again to restore the two-way Speakerphone.
<i>Turn on visual ANAC mode (For service provider use only, visual ANAC not available in all regions)</i>	You can get a visual ANAC DTMF response by putting the test set in visual ANAC mode. Use speed dial location 9 or switch to Talk mode, press the STORE/PROG key and then the # key. When you dial your ANAC number, the number that you are dialing from is shown on the display and the test set is muted.
<i>Display and Backlight</i>	Turn on the display by switching to Talk mode or press the VOL or Vdc/mA TEST key in Monitor mode. Turn on or off the backlight in Monitor mode by pressing STORE/PROG followed by *. The default is off, this conserves battery power.
<i>DTMF Digit Grabbing</i>	Switch to Monitor mode, press the STORE/PROG key and then the Vdc/mA TEST key. Digit grabbing is deactivated when the display times out.
<i>Caller ID</i>	The display shows the Caller ID (CID) after the first ring while in Monitor mode. The CID messages are: <ul style="list-style-type: none"> • The incoming phone number • Blocked (if CID is blocked by the originating device) • Line error (CID data is incomplete) • Unknown ID (CID is not available) • Lines carrying high speed data and voice must have a splitter (filter) to detect Caller ID.
<i>Polarity</i>	If normal, no icon is displayed. If reversed, the icon is shown. 

TS52 PRO Test Set Specifications

Parameter	Working Limits
Electrical	
Current Range (Off-Hook)	10 mA to 100 mA
DC Resistance	
Off-Hook	150 Ω nominal
On-Hook	>3 MΩ
AC Impedance	
Off-Hook	600 Ω nominal; 300 Hz to 3400 Hz
On-Hook	>120 kΩ; 300 Hz to 3400 Hz
Rotary Dial Output	
Pulsing Rate	10 pps ±1 pps
Break/Make Ratio	60/40
Interdigit Interval	>300 ms
Resistance During Break	>100 kΩ
DTMF Output	
Tone Frequency Error	±1.5 % maximum
Tone Level	-3 dBm combined (typical)
High versus Low Tone Difference	2 dB ± 2 dB
Memory Dialing	
Memory Capacity	10 speed dial memories plus one last number redial memory
Digit Capacity	23 digits per memory
PBX Pause Duration	4 seconds
Hook Flash Duration	User programmable; default of 600 ms
Automatic Speaker Shut Off Duration	User programmable; default of 2 minutes
Battery	9 V alkaline battery
Physical	
Measurement	10 in x 3.75 in x 4.25 in (254 mm x 96 mm x 107 mm)
Weight	Less than 1.5 pounds (0.68 kg) with one belt clip
Water Resistance	Designed to be rain and moisture resistant.
Drop Test	Passes 20 foot drop test
Environmental	
Temperature Range	
Handset speech and dialing functions	-22°F to 140 °F (-30°C to 60°C)
LCD function	-13°F to 140°F (-25°C to 60°C)
Storage	-22°F to 150°F (-30°C to 66°C)
Altitude	To 10,000 ft. (3,000 m) max
Relative Humidity	95% to 30°C, 75% to 40°C, 45% to 50°C, 30% to 60°C
Safety	Complies with ANSI/ISA 82.02.01 (61010-1) 2004, CAN/CSA-C22.2 No 61010-1-04, UL 61010-1 (2004) and IEC/EN 61010-1 2nd Edition for measurement Category I, 300 Vdc Max, Pollution Degree 2
EMC	Complies with EMC EN61326-1

*Specifications subject to change without notice.

Models

Model Number	Name Description
52801001	TS52 PRO test set with piercing pin clips
52801004	TS52 PRO test set with 346A plug
52801009	TS52 PRO test set with ABN/PP clips
52801RJ9	TS52 PRO test set with ABN/PP and RJ11 plug

Accessories

Model Number	Name Description
P4080249	TS52/44/42 belt clip, unlock only
P4080248	TS52/44/42 belt clip, lock/unlock (standard)
P4480001	TS52/44/42 replacement cord with PRC pin clips
P4480004	TS52/44/42 replacement cord with 346A plug
P4480008	TS52/44/42 replacement cord with ABN only clips
P4480009	TS52/44/42 replacement cord with ABN PRC pin clips
P4480RJ9	TS52/44/42 replacement cord with ABN/PP clips with RJ11

NETWORK SUPERVISION

Fluke Networks
P.O. Box 777, Everett, WA USA 98206-0777

Fluke Networks operates in more than 50 countries worldwide. To find your local office contact details, call 1-800-283-5853 or go to www.flukenetworks.com/contact.

©2009 Fluke Corporation. All rights reserved.
Printed in U.S.A. 5/2009 3409536 D-ENG-N Rev A