



ABN 43 064 478 842

231 Osborne Avenue Clayton South, VIC 3169  
PO Box 1548, Clayton South, VIC 3169  
t 03 9265 7400 f 03 9558 0875  
freecall 1800 680 680  
www.tmgtestequipment.com.au

## Test & Measurement

- > sales
- > rentals
- > calibration
- > repair
- > disposal

## Complimentary Reference Material

This PDF has been made available as a complimentary service for you to assist in evaluating this model for your testing requirements.

TMG offers a wide range of test equipment solutions, from renting short to long term, buying refurbished and purchasing new. Financing options, such as Financial Rental, and Leasing are also available on application.

TMG will assist if you are unsure whether this model will suit your requirements.

Call TMG if you need to organise repair and/or calibrate your unit.

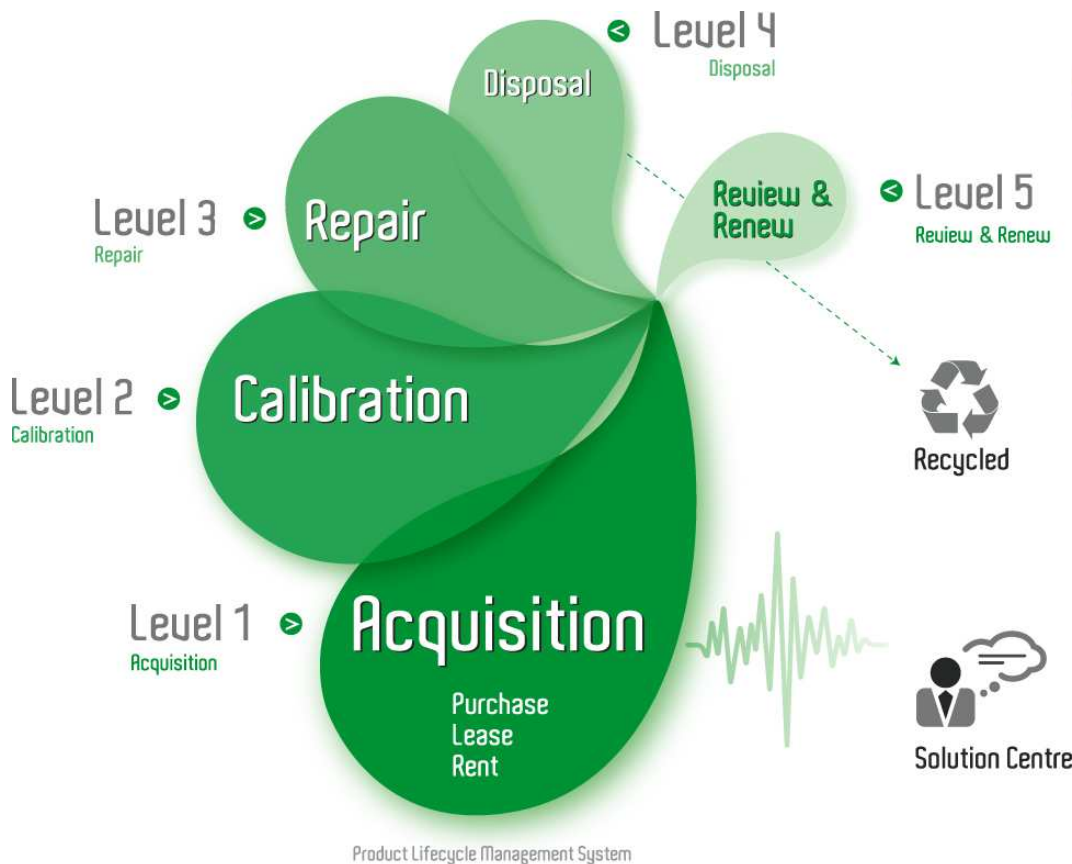
If you click on the "Click-to-Call" logo below, you can call us for FREE!

TMG Corporate Website

TMG Products Website



Click-to-Call  
TMG Now



Product Lifecycle Management System

### Disclaimer:

All trademarks appearing within this PDF are trademarks of their respective owners.



**NEW!**

## Test New Devices for Compliance to PCI Express 2.0

The LeCroy Protocol Test Card (PTC) is a multimodal test board used for checking adherence to the protocol-oriented sections of the PCI Express 2.0 specification. The PTC has been developed in close collaboration with Intel®, and is specifically designed to meet industry requirements for next generation development tools for PCI Express. LeCroy brings extensive technical experience with PCI Express compliance verification and testing, building on the family of products that already support PCI Express compliance with tools such as SpekChek™ on SPX Trainers and the Link and Transaction tests on its PETrainer™ line of products


This new tool will be used by validation and test engineers to check for functionality and interoperability of add-in cards, systems, and chips using PCI Express 2.0. The tests are mainly defined to check the platform (BIOS, OS and RC) and add-in devices (endpoints, switches, and bridges) in the form of an add-in card. The PTC Card is easy to use and works at both 5 GT/s and 2.5 GT/s. Simply insert the card into a PCI Express socket and test the PCI Express host or device for conformity to specifications.

### Key Specifications

- Transaction Layer, Data Link Layer and Firmware (BIOS/EFI) tests for PCI Express 2.0 and 1.x
- MidBus connector for analyzer debugging
- LeCroy connector for PETracer™ Gen2 Summit Analyzer
- Field-upgradeable FPGA
- USB 2.0 connector for topology simulation mode
- x16 Connector for testing add-in cards from x1 to x16 lane widths

### Key Benefits

- Reduces time-to-market through higher quality interoperability test
- Tests both platforms (root complexes) and add-in devices (endpoints)
- Ensures compliance to PCI Express 2.0 and PCI Express 1.x specifications
- Supports 2.5 and 5 GT/s speeds
- Supports testing with x1, x4, x8, and x16 add-in cards
- Easy to use
- Portable & low cost



The card operates in the following test modes:

- Add-In-Card Test Mode
- Known Endpoint Test Mode
- Topology Simulation Mode

Each of the test modes can be controlled by either a command line interface or by changing a dipswitch on the PTC card itself.

### Add-In Card Test Mode

In this mode, the protocol test card takes on the characteristics of a switch. It is inserted between the system and the PCI Express add-in card under test. An external power supply is used to power the PTC. The purpose of this mode is to check the behavior and functional compliance of a PCI Express add-in card.

### Known Endpoint Test Mode (KEP)

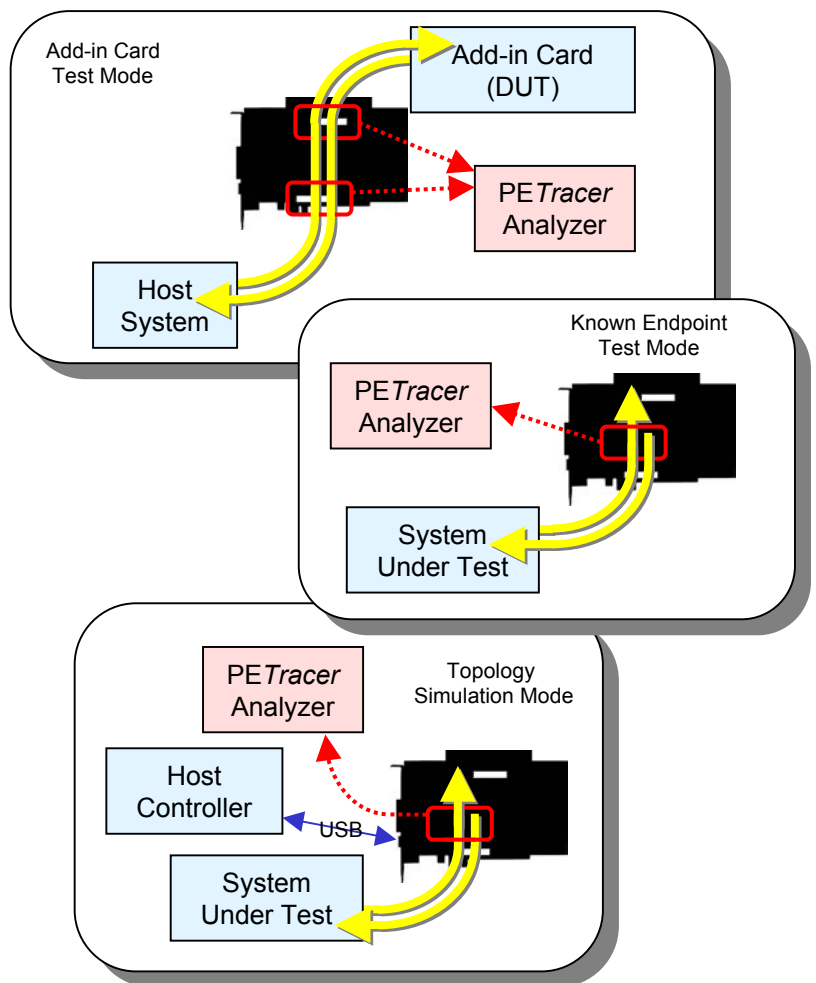
In this mode, the Protocol Test Card emulates a known endpoint device. The DUT in this case is the system board. The Protocol Test card is inserted into the system where it will then run its tests. The purpose of the test is to check interoperability of the system with the PTC card.

### Topology Simulation Mode

In the topology simulation mode, a topology tree is emulated via an application running external to the PTC card. In this mode, transaction layer packets are simply redirected from the PTC card to a PC via a USB 2.0 link. The purpose of this mode is to verify compliance of test system BIOS and that the system is aware of the extent of a PCI Express topology and can properly initialize the topology.

### Compliance Test Library

Please contact LeCroy for more information on the extensive library of predefined compliance tests available for the Protocol Text Card.



## PTC Specifications

- PCI Express Specification Version 2.0/1.1
- 5 GT/s and 2.5 GT/s data rates

## System Requirements

- Windows XP or Windows Vista

## PTC Card Interfaces

- PCI Express x1 connection to system board
- PCI Express x16 connector on top for add-in cards
- Two MidBus probe connections
- Analyzer connector to LeCroy's PCI Express Protocol Analyzer
- USB 2.0 connector
- External power connector

## Ordering Information

### Product Description

Protocol Test Card for PCI Express 2.0

### Product Code

PE020AGA-X