



ABN 43 064 478 842

➤ 231 osborne avenue clayton south, vic 3169  
PO box 1548, clayton south, vic 3169  
t 03 9265 7400 f 03 9558 0875  
freecall 1800 680 680  
[www.tmgtestequipment.com.au](http://www.tmgtestequipment.com.au)

## Test & Measurement

- sales
- rentals
- calibration
- repair
- disposal

## Complimentary Reference Material

This PDF has been made available as a complimentary service for you to assist in evaluating this model for your testing requirements.

TMG offers a wide range of test equipment solutions, from renting short to long term, buying refurbished and purchasing new. Financing options, such as Financial Rental, and Leasing are also available on application.

TMG will assist if you are unsure whether this model will suit your requirements.

Call TMG if you need to organise repair and/or calibrate your unit.

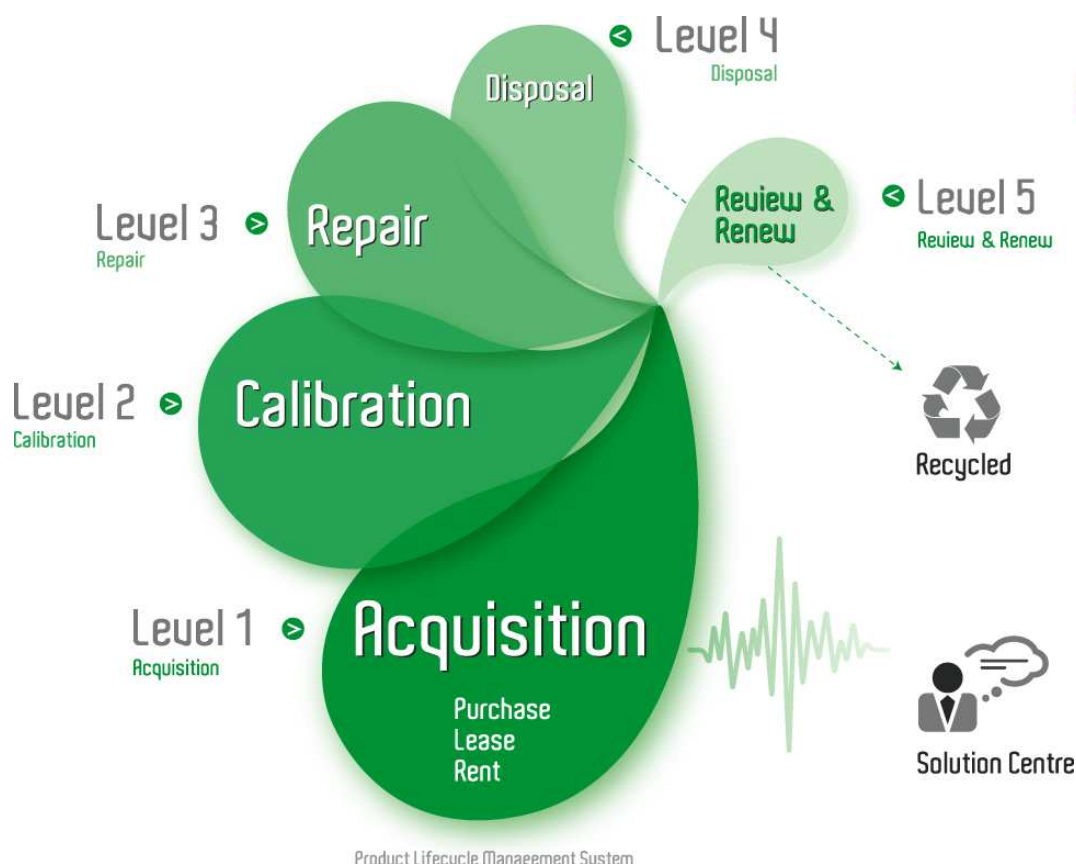
If you click on the “Click-to-Call” logo below, you can call us for FREE!

TMG Corporate Website

TMG Products Website



Click-to-Call  
TMG Now



### Disclaimer:

All trademarks appearing within this PDF are trademarks of their respective owners.

# GPIB-LAN Adapter

► AD007



## ► Features & Benefits

Control Tektronix Oscilloscopes and Other Instruments via a LAN-Based (Ethernet) TCP/IP Network PC

Interface Up to 14 GPIB Devices to Each AD007

Talk to Several GPIB Instruments/Systems from Several Networked PCs

Print to Networked Printers

Ethernet Twisted Pair (10Base-T) Adapter

Operates on All Microsoft Windows 95/98 and NT 4.0 Operating Systems

Compatible with WaveStar™ for Oscilloscope Applications Software and Custom, Proprietary Programs (C, C++, or Microsoft Visual Basic)

Compact Size

Web Page-based Configuration and Statistics

## ► Applications

Digital Design

Research and Development

Manufacturing Test

Service and Support

Education

## Instrument to Local Area Network (LAN) Connectivity

Control your Tektronix TDS Series oscilloscope from any networked PC. Check on its status or capture waveforms any time you want from your office, another site or from anywhere using WaveStar application software or your own software. Or command your TDS Series oscilloscope to print to a networked printer.

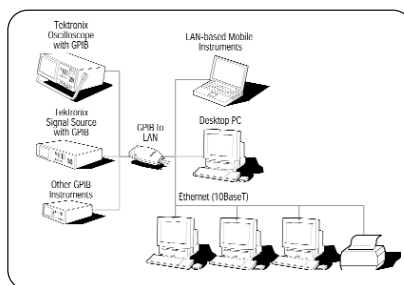
The Tektronix GPIB-LAN adapter takes advantage of the fact that many of today's computers are connected together through an Ethernet 10Base-T LAN.

## Print to Networked Printers

Using any Web browser, select the networked printer to which your TDS Series oscilloscope will print and route your hard copy output to your high-quality monochrome or color networked printer.

## Microsoft Windows 95/98/2000 or NT 4.0 Compatibility

You do not need to understand or program Ethernet protocols. Both communications and Virtual Instrument Software Architecture (VISA) software for



► Several GPIB-networked instruments can be connected using the AD007 Adapter to LAN (Ethernet)-based computers and printers.

Microsoft Windows 95/98/2000 or NT 4.0 are included free with the GPIB-LAN adapter. Now, you can also perform waveform capture from your TDS Series oscilloscopes across the LAN by using Tektronix WaveStar for oscilloscopes application software. Or write a program using C, C++ or Microsoft Visual Basic to capture data or control your instrument. As long as the program is written using the standard VISA interface, the GPIB-LAN adapter's software will turn your PC into a GPIB talker, listener, controller.

## Network Details

The AD007 implements a full range of adapter functions and Ethernet-based

TCP/IP protocols. It operates with all of the popular network protocols such as BOOTP, DHCP, DNS, LPD, HTTP and FTP.

## Configuration and Statistics

Use a Web browser to configure features; examine GPIB commands, Ethernet traffic statistics, and GPIB traffic statistics; and initiate diagnostic GPIB commands.

## Ease of Installation

Simply connect your AD007 to your LAN with the cable provided, connect the GPIB interface to your instruments and power up the unit. It automatically requests an IP address

## GPIB-LAN Adapter

### ► AD007

from the network's boot server or this can be manually entered using the adapter's internal Web page. Upon power-up, the unit also performs hardware diagnostics/ self-test. Status indicators on the unit give evidence of successful completion of this testing, connection to the LAN and both LAN and GPIB traffic.

Any number of AD007 Adapters may be used to connect any combination of GPIB devices to the network. (Note: Limit of 14 devices per GPIB cluster.)

## ► Characteristics

### System Requirements

**Computer Type** – IBM PC-compatible with Microsoft Windows 95/98 or NT 4.0 Operating System. Consult Microsoft documentation for recommended configuration.

**Hard Disk** – 5 MB or greater.

**RAM** – Consult Microsoft documentation for recommended minimum configuration.

**CD-ROM** – Required.

Note: For printing, only a Web browser is required.

### Network Compatibility

**Ethernet Port** – 10Base-T, RJ-45 connector.

**Protocols** – BOOTP, DHCP, LPD, DNS, HTTP, FTP.

**Networked Printer** –

Compatibility: Must be compatible with the GPIB instrument's hard copy output format.

Print Protocol: Must support LPD Network Print protocol.

### IEEE 488 (GPIB) Compatibility

**Connection** – No cable required for most applications.

**Compatibility** – Fully IEEE 488.2 compatible.

Note: Not suitable for connection to the public telecommunications (telephone) network.

### Other

**Transmission Rate** – Up to 10 Mb/s on Ethernet; dependent on slowest GPIB device on the bus.

**Front-panel Indicators** – Power, LAN-Link, LAN, GPIB.

### Environmental

**Temperature** – Operating: 0 °C to +45 °C.

Nonoperating: –20 °C to +70 °C.

**Humidity** – 30 °C to 45 °C, 90 to 95% relative humidity.

**Altitude** – Operating: up to 2,000 m (6,500 ft.).

Nonoperating: up to 10,000 m (33,000 ft.).

**Vibration** – 3 axis, 60 minutes total, 20 minutes/axis (10 minutes operating, 10 minutes nonoperating).

**Shock** – Half sine, 500 g, 3 axis, 3 drops each axis.

### EMC Compliance

Meets the intent of EMC directive 89/336/EEC.

Complies with FCC part 15, class A limits.

### Safety Compliance (power supply only)

EN60950 (CE Mark).

UL1950.

CAN/CSA 22.2 No. 950.

DENTORI (T-MARK).

### Power

**Source Power** – Voltage ranges: 100 to 240 VAC ±10%. Line frequency: 50 to 60 Hz.

**Power Consumption** – Regulated 5 VDC at 300 mA, typical.

### Physical Characteristics

	mm	in.
Height	35.6	1.4
Width	76.2	3
Depth	120.2	4.7
Weight	kg	lb.
Net	0.15	0.34

### Warranty

One year parts and labor.

## ► Ordering Information

### AD007

GPIB-LAN Adapter.

**Includes:** Adapter, regulated power supply, CD-ROM software, RJ-45 cable, manual.

Please specify power plug when ordering.

### Power Plug Options

**Opt. A0** – US Plug, 115 V, 60 Hz.

**Opt. A1** – Euro Plug, 220 V, 50 Hz.

**Opt. A2** – UK Plug, 240 V, 50 Hz.

**Opt. A3** – Australian Plug, 240 V, 50 Hz.

**Opt. A5** – Swiss Plug, 220 V, 50 Hz.

**Opt. A6** – Japanese Plug, 100 V, 110/120 Volt, 60 Hz.

### Service

**Opt. R3** – Repair Service 3 Years.

**Opt. R5** – Repair Service 5 Years.

### Contact Tektronix:

**ASEAN / Australasia / Pakistan** (65) 6356 3900

**Austria** +43 2236 8092 262

**Belgium** +32 (2) 715 89 70

**Brazil & South America** 55 (11) 3741-8360

**Canada** 1 (800) 661-5625

**Central Europe & Greece** +43 2236 8092 301

**Denmark** +45 44 850 700

**Finland** +358 (9) 4783 400

**France & North Africa** +33 (0) 1 69 86 80 34

**Germany** +49 (221) 94 77 400

**Hong Kong** (852) 2585-6688

**India** (91) 80-22275577

**Italy** +39 (02) 25086 1

**Japan** 81(3)6714-3010

**Mexico, Central America & Caribbean** 52 (55) 56666-333

**The Netherlands** +31 (0) 23 569 5555

**Norway** +47 22 07 07 00

**People's Republic of China** 86 (10) 6235 1230

**Poland** +48 (0) 22 521 53 40

**Republic of Korea** 82 (2) 528-5299

**Russia, CIS & The Baltics** +358 (9) 4783 400

**South Africa** +27 11 254 8360

**Spain** (+34) 901 988 054

**Sweden** +46 8 477 6503/4

**Taiwan** 886 (2) 2722-9622

**United Kingdom & Eire** +44 (0) 1344 392400

**USA** 1 (800) 426-2200

**USA (Export Sales)** 1 (503) 627-1916


For other areas contact Tektronix, Inc. at: 1 (503) 627-7111

Last Update August 13, 2004

Our most up-to-date product information is available at:

**www.tektronix.com**

Product(s) are manufactured in ISO registered facilities.



Product(s) complies with IEEE Standard 488.1-1987, RS-232-C, and with Tektronix Standard Codes and Formats

Copyright © 2004, Tektronix, Inc. All rights reserved. Tektronix products are covered by U.S. and foreign patents, issued and pending. Information in this publication supersedes that in all previously published material. Specification and price change privileges reserved. TEKTRONIX and TEK are registered trademarks of Tektronix, Inc. All other trade names referenced are the service marks, trademarks or registered trademarks of their respective companies.

10/04 HB/WOW

60W-12024-2

**Tektronix**  
Enabling Innovation