



ABN 43 064 478 842

➤ 231 osborne avenue clayton south, vic 3169  
PO box 1548, clayton south, vic 3169  
t 03 9265 7400 f 03 9558 0875  
freecall 1800 680 680  
[www.tmgtestequipment.com.au](http://www.tmgtestequipment.com.au)

## Test & Measurement

- sales
- rentals
- calibration
- repair
- disposal

## Complimentary Reference Material

This PDF has been made available as a complimentary service for you to assist in evaluating this model for your testing requirements.

TMG offers a wide range of test equipment solutions, from renting short to long term, buying refurbished and purchasing new. Financing options, such as Financial Rental, and Leasing are also available on application.

TMG will assist if you are unsure whether this model will suit your requirements.

Call TMG if you need to organise repair and/or calibrate your unit.

If you click on the “Click-to-Call” logo below, you can call us for FREE!

TMG Corporate Website

TMG Products Website



Click-to-Call  
TMG Now



### Disclaimer:

All trademarks appearing within this PDF are trademarks of their respective owners.

# Picture Quality Analysis System

## ► PQA300



## Picture Quality Analysis System

Introducing the PQA300... the industry's leading objective picture quality measurement tool based on the Emmy Award-winning PQA200 platform.

The PQA300 analyzes picture quality with repeatable, objective measurements that directly replicate subjective human visual assessments. These measurements provide invaluable information for engineers working to optimize video compression without compromising picture quality.

The PQA300 is both a generator and analyzer of reference test material for testing compressed video systems. Standard inputs and outputs are 270 Mb/s serial component (Rec. 601). Option 01 provides analog composite NTSC/PAL inputs and outputs.

### **Compressed Video Requires a New Method of Testing**

The best measure of any analog or digital television system is the viewer's satisfaction with the image received. Traditionally, the quality of analog and full-bandwidth digital video systems has been measured indirectly

by measuring the distortions of static test signals.

Compressed television systems, however, pose a far more difficult measurement challenge. Picture quality in these systems changes dynamically based on the data rate, picture complexity, and encoding algorithm employed. The static nature of test signals does not provide true characterization of picture quality. Natural test scenes that are far more complex than test signals must be used to stress the capabilities of compressed video systems.

Until now, subjective testing using human viewers has been the only available method for evaluating compressed video systems. But, while useful for establishing academic reference data, subjective testing has been impractical for operational, manufacturing, and troubleshooting applications – until the development of the Tektronix PQA300, which provides a fast, practical, and repeatable objective measurement alternative to subjective evaluation of picture quality.

## ► Features & Benefits

Provides Fast, Accurate and Repeatable Objective Picture Quality Measurements

Replaces Time Consuming and Expensive Human Picture Quality Assessment, by Utilizing a Human Vision System Model, JNDmetrix

In-depth Picture Quality Analysis System

- PQR Measurement
- PSNR Measurement
- PSNR Difference Maps
- Tabular Frame-by-Frame and Graphical Results

Choice of Tektronix-supplied or User-supplied Reference Video Test Sequences

Measures Impairments Relative to Reference Video

## ► Applications

Encoder Product and Component Design Verification

Transmission Equipment and Systems Evaluation

Picture Quality Video Content Verification and Analysis at the Program (Video) Layer

COMPUTING

COMMUNICATIONS

VIDEO

# Picture Quality Analysis System

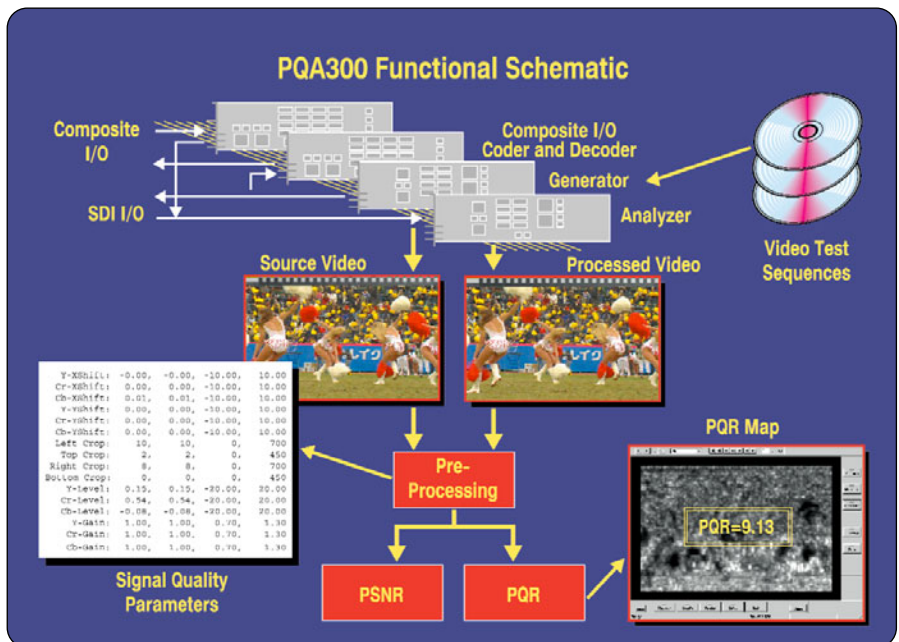
## ► PQA300

### How It Works

The PQA300 measures a 2-second portion of a 5-second video test sequence. The video test sequences may be downloaded from supplied CD-ROMs or recorded from your own video, and played out to the system under test. While serial digital interfaces are standard, analog composite and S-Video (Y/C) interfaces can also be accommodated with the addition of Option 01.

The output of the system under test is then stored and analysis is performed with DSP-accelerated hardware on the 2-second sequence. The measurement results in a single numeric value of picture quality called Picture Quality Rating (PQR). Utilizing a human vision system model, JNDmetrix, based on years of research by the Sarnoff Corporation, the PQA300 analyzes the three necessary dimensions for evaluation of dynamic and complex motion test sequences: spatial analysis, temporal analysis, and full-color analysis.

In addition to reporting the Picture Quality Rating, the PQA300 provides PSNR-values and an animated map whose intensity is related to the perceived differences between the original and captured image. This provides invaluable information for evaluation and optimization of digital video compression systems.

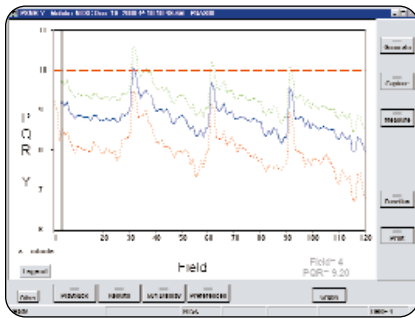


The PQA300 provides Results Summary, Graph Files, and PSNR Difference Maps for in-depth, detailed analysis to help you evaluate your equipment design, transmission system evaluation, or conduct your picture quality content verification and analysis at the program (video) layer.



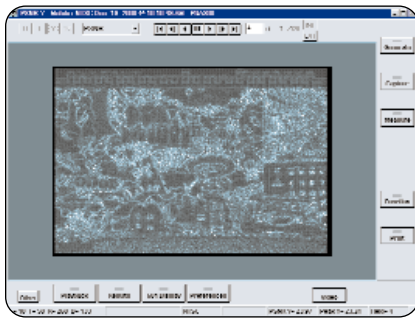
### The Results Summary

The results summary screen shows a frame-by-frame summary of the test results, PQR, and PSNR scores for both the reference and test video.



## The Graph File

The analysis performed in the graph screen allows the user to select any of the results in much greater detail. For example, as you go to the PQR graph, you will be able to see the distribution of the scores on a frame-by-frame basis and identify individual frames that may be of interest based on the scores.



## The PSNR Difference Map

A visual illustration of the differences between the reference and test video is displayed on this difference map. By highlighting the dissimilarities in the content, it visually illustrates the impairments that were imposed by the equipment on the resulting video.

## ► Characteristics

### Serial Digital Video Channels

**Format** – 270 Mb/s serial component digital video. Complies with ITU-R BT.601, BT.656, SMPTE 259M, 272M, 165.

**Video Inputs** – Active loopthrough, 75  $\Omega$  compensated, BNC connector (channel 1), SMB connector (channel 2).

**Video Output** – 75  $\Omega$  compensated, BNC connector.

**Return Loss** – <15 dB (1 to 270 MHz), with power on.

**Serial Receiver Equalization Range** – Proper operation with coaxial cable up to 14.5 dB loss at 135 MHz.

### Analog Video Channel (Opt. 01)

**Format** – Analog composite baseband NTSC/PAL or S-Video.

**Video Inputs** – Passive loopthrough, 75  $\Omega$  compensated, BNC connector and S-Video connector.

**Genlock Input** – Passive loopthrough, 75  $\Omega$  compensated, BNC connector.

**Video Outputs** – Analog composite, BNC connector and S-Video connector.

### Power

**Voltage Range** – 100 to 240 VAC.

**Frequency** – 50 or 60 Hz.

**Power Consumption** – <200 W.

### System Components

**Mainframe** – Tektronix manufactured in portable cabinet enclosure with handle. Includes portable to rackmount conversion adapter kit (016-1921-00) enabling rackmount in standard 19 in. rack. Optional integrated SVGA display, mouse, and keyboard for local UI control are available (Option LC).

**Processor** – Two 400 MHz Pentium II processors.

**System Memory** – 256 MB.

**Real-time Clock** – Real-time clock/calendar with a resolution of 1 second or less.

**BIOS** – Phoenix BIOS, Y2K compliant, field upgradable.

**Bus** – 32-Bit PCI.

**Nonvolatile Storage** – Floppy Disk Drive: Standard 3.5 in. PC compatible floppy disk drive; 1.44 MB high-density double sided (2HD).

### Mainframe Interfaces –

One loop-through Ethernet port.  
One bi-directional RS-232/RS-422/RS-485 port.  
One parallel port (printer).  
One hot-pluggable keyboard port (on the rear panel).  
One hot-pluggable mouse port (on the rear panel).

**Network Connection** – Ethernet.

### Safety

**Designed and Tested for Compliance with –**

IEC 61010-1.

CAN/CSA C22.2 No. 1010.1.

ANSI/ISA S82.01

EN61010-1

73/23/EEC.

93/68/EEC.

### Physical Characteristics

Dimensions	mm	in.
Height	215.9	8.5
Width	431.8	17.0
Depth	558.8	22.0
Weight	kg	lbs.
	17.2	38.0

# Picture Quality Analysis System

► PQA300

## ► Ordering Information

### PQA300

Picture Quality Analysis System.

Please specify power plug when ordering.

### Options

**Opt. 01** – Analog Video Inputs/Outputs for PQA300.

**Opt. PQA300-LC** – Integrated display, keyboard (U.S.), touchscreen, keypad, and three-button mouse.

**Opt. IF** – Field-configured modular installation.

### International Power Plugs

**Opt. A0** – North America power.

**Opt. A1** – Universal EURO power.

**Opt. A2** – United Kingdom power.

**Opt. A3** – Australia power.

**Opt. A5** – Switzerland power.

### Service

**Opt. R3** – Repair Service 3 Years.

**Opt. R5** – Repair Service 5 Years.

## Contact Tektronix:

**ASEAN / Australasia / Pakistan** (65) 6356 3900

**Austria** +43 2236 8092 262

**Belgium** +32 (2) 715 89 70

**Brazil & South America** 55 (11) 3741-8360

**Canada** 1 (800) 661-5625

**Central Europe & Greece** +43 2236 8092 301

**Denmark** +45 44 850 700

**Finland** +358 (9) 4783 400

**France & North Africa** +33 (0) 1 69 86 80 34

**Germany** +49 (221) 94 77 400

**Hong Kong** (852) 2585-6688

**India** (91) 80-2275577

**Italy** +39 (02) 25086 1

**Japan** 81 (3) 3448-3010

**Mexico, Central America & Caribbean** 52 (55) 56666-333

**The Netherlands** +31 (0) 23 569 5555

**Norway** +47 22 07 07 00

**People's Republic of China** 86 (10) 6235 1230

**Poland** +48 (0) 22 521 53 40

**Republic of Korea** 82 (2) 528-5299

**Russia, CIS & The Baltics** +358 (9) 4783 400

**South Africa** +27 11 254 8360

**Spain** +34 (91) 372 6055

**Sweden** +46 8 477 6503/4

**Taiwan** 886 (2) 2722-9622

**United Kingdom & Eire** +44 (0) 1344 392400

**USA** 1 (800) 426-2200

**USA** (Export Sales) 1 (503) 627-1916

For other areas contact Tektronix, Inc. at: 1 (503) 627-7111

Updated 20 September 2002

Our most up-to-date product information is available at:  
**www.tektronix.com**

Product(s) are manufactured  
in ISO registered facilities.



Copyright © 2003, Tektronix, Inc. All rights reserved. Tektronix products are covered by U.S. and foreign patents, issued and pending. Information in this publication supersedes that in all previously published material. Specification and price change privileges reserved. TEKTRONIX and TEK are registered trademarks of Tektronix, Inc. All other trade names referenced are the service marks, trademarks or registered trademarks of their respective companies.

10/03 HB

25W-11735-4